


Non-return valve

NRV Series

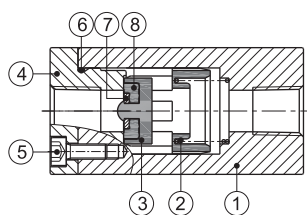


Symbol



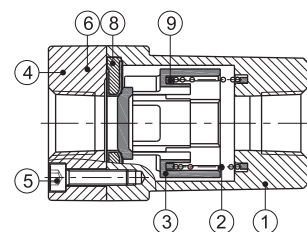
Inner structure

NRV06\NRV08



No.	Item
1	Body
2	Spring
3	Spool
4	End cover
5	Screw
6	O-ring
7	Washer
8	Gasket washer
9	Bumper

NRV10~25



Specification

Model	NRV06	NRV08	NRV10	NRV15	NRV20	NRV25
Fluid	Air (to be filtered by 40 μm filter element)					
Port size [Note1]	1/8"	1/4"	3/8"	1/2"	3/4"	1"
Orifice size mm ² (Cv valve)	18(1.0)	27(1.5)	60(3.33)	73(4.06)	230(12.78)	260(14.44)
Pressure range	0.02~1.0MPa(2.9~145psi)					
Proof pressure	1.5MPa(215psi)					
Temperature	-20~70°C					
Material of body	Aluminum alloy					

[Note1] G thread is available.

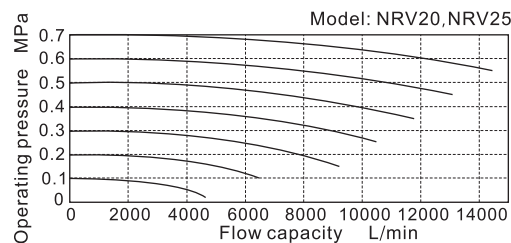
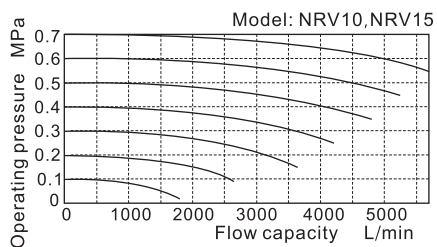
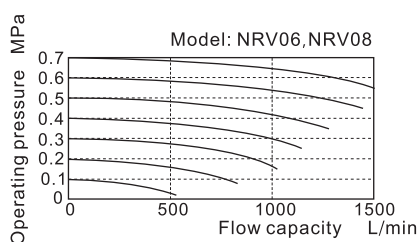
Product feature

1. There are many port sizes: 1/8", 1/4", 3/8", 1/2", 3/4", 1".
2. It allows the fluid to flow in one direction **ONLY**.
3. It is prevent backflow due to sudden drop in pressure or decrease in air consumption .
4. There is large valid area of section.
5. The spool is made of POM, valve's core sealed with rubber, and it has a compact structure.

Ordering code

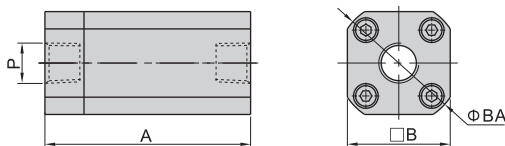
NRV 08 G		
① Model	② Port size	③ Thread type
NRV: Non-return valve	06: 1/8" 08: 1/4" 10: 3/8" 15: 1/2" 20: 3/4" 25: 1"	G: G

Flow chart



Dimensions

NRV06\NRV08



Model\Item	A	AB	B	BA	BC	P
NRV06	50	-	25	30	-	1/8"
NRV08	50	-	25	30	-	1/4"
NRV10	67	26	40	-	33.6	3/8"
NRV15	67	26	40	-	33.6	1/2"
NRV20	95	31.5	52	-	46.7	3/4"
NRV25	95	31.5	52	-	46.7	1"

NRV10~25

