

# Cylinder joint accessory

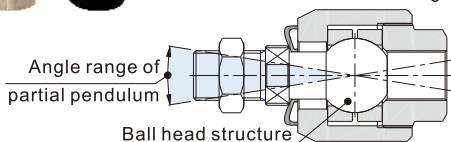
## Floating Joint



Effectively dissolving the extra external force caused by eccentricity

Internal use of ball head structure

The internal use of ball head structure, flexible swing; axial no gap, deflection angle wide.



Various thread type specifications

Thread type			
M3X0.5	M8X1.25	M16X1.5	M22X1.5(New)
M4X0.7	M10X1.25	M18X1.5	M26X1.5(New)
M5X0.8	M12X1.25	M20X1.5	M27X2.0(New)
M6X1.0	M14X1.5		M36X2.0(New)



Thread type can be matched with a variety of series cylinders

### Table for floating joint and cylinder

Cylinder Accessory	PB					MI					MF				MBL								
	4	6	10	12	16	8	10	12	16	20	25	32	40	20	25	32	40	20	25	32	40	50	63
F-M3X050F		●																					
F-M4X070F			●			●	●																
F-M5X080F				●	●																		
F-M6X100F								●	●														
F-M8X125F										●				●									
F-M10X125F											●	●			●	●							
F-M12X125F													●								●		
F-M14X150F														●								●	●

Cylinder Accessory	SGC				SE				SAI									
	125	160	200	250	32	40	50	63	32	40	50	63	80	100	125	160	200	
F-M10X125F					●					●								
F-M12X125F						●					●							
F-M16X150F							●	●				●	●					
F-M20X150F									●	●				●	●			
F-M27X200F	●															●		
F-M36X200F		●	●														●	●

Cylinder Accessory	ACQ									
	12	16	20	25	32	40	50	63	80	100
F-M8X125F			●							
F-M10X125F				●						
F-M14X150F					●	●				
F-M18X150F							●	●		
F-M22X150F									●	
F-M26X150F										●

### Ordering code

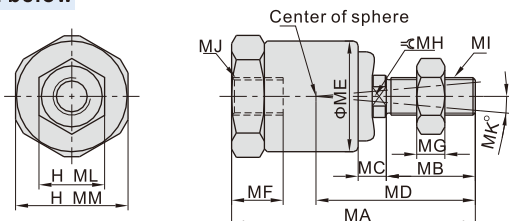
F - M22 X 150 F



① Accessories code	M3	M4	M5	M6	M8	M10	M12	M14	M16	M18	M20	M22	M26	M27	M36
② Screw thread															
③ Thread pitch	050:0.5mm	070:0.7mm	080:0.8mm	100:1.0mm	125:1.25mm			150:1.5mm			200:2.0mm				
④ Code	F: Floating joint														

### Dimensions

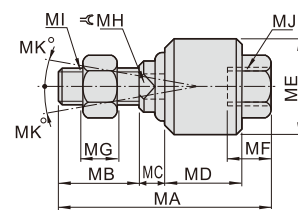
#### M6 and below



Type/Item	MA	MB	MC	MD	ME	MF	MG	MH	MI\MJ	ML	MM
F-M3X050F	23.5	7.5	3	15	11.8	5.5	2.4	4	M3×0.5	5.5	13
F-M4X070F	26	9.5	3	17	11.8	6	3	4	M4×0.7	7	13
F-M5X080F	34.5	13.5	3.5	22.8	13.8	8	4	6	M5×0.8	8	14
F-M6X100F	34.5	13.5	3.5	22.8	13.8	8	4	6	M6×1.0	10	14

Note: Angle compensation: ± 5°. Radial direction compensation: 0.5

#### M8 and above



Type/Item	MA	MB	MC	MD	ME	MF	MG	MH	MI/MJ	MK
F-M8X125F	51	20	6	17	24	10.5	6	8	M8×1.25	13
F-M10X125F	58	22	7	21	26	11	6	10	M10×1.25	12
F-M12X125F	58	22	8	21	28	11.5	7	12	M12×1.25	12
F-M14X150F	70	22.5	8.5	28	34.5	16	8	15	M14×1.5	12
F-M16X150F	90	27	10	41	44.5	19	8	17	M16×1.5	7
F-M18X150F	92	27	10	41	44.5	21	11	18	M18×1.5	7
F-M20X150F	102	29	13	46	53	22	10	22	M20×1.5	10
F-M22X150F	108	32	13	46	53	25	13	22	M22×1.5	5
F-M26X150F	120	32	14.5	52.5	59.5	25	13	27	M26×1.5	5
F-M27X200F	136.5	40	14.5	52.5	59.5	40	13.5	27	M27×2.0	5
F-M36X200F	194.5	60	20.5	77.5	84	54	18	36	M36×2.0	5