

Y Knuckle




Table for Y knuckle and cylinder

Cylinder Accessory	SE							SAI								
	32	40	50	63	80	100	125	32	40	50	63	80	100	125	160	200
F-M10X125Y	●							●								
F-M12X125Y		●							●							
F-M16X150Y			●	●						●	●					
F-M20X150Y					●	●						●	●			
F-M27X200Y							●							●		
F-M36X200Y															●	●

Cylinder Accessory	SGC			
	125	160	200	250
F-M27X200Y	●			
F-M36X200Y		●	●	
F-M42X200Y				●

Cylinder Accessory	MI							MPG					
	8	10	12	16	20	25	32	40	6	8	10	12	16
F-M3X050Y									●				
F-M4X070Y	●	●								●	●		
F-M5X080Y												●	●
F-M6X100Y			●	●									
F-M8X125Y					●								
F-M10X125Y						●	●						
F-M12X125Y								●					

Ordering code

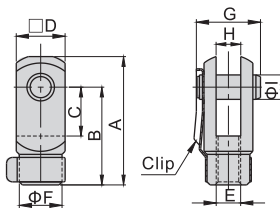
F-M16X150 Y



① Accessories code	② Screw thread	③ Thread pitch	④ Code
	M3: M3	050: 0.5mm	Y:Y Knuckle
	M4: M4	070: 0.7mm	
	M5: M5	080: 0.8mm	
	M6: M6	100: 1.0mm	
	M8: M8		
	M10: M10	125: 1.25mm	
	M12: M12		
	M16: M16	150: 1.5mm	
	M20: M20		
	M27: M27		
	M36: M36	200: 2.0mm	
	M42: M42		

Dimensions

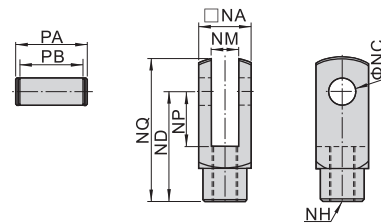
M10 and below



Type/Item	A	B	C	D	F
F-M3X050Y	15.5	12	5	6	6
F-M4X070Y	22	16	8	8	7
F-M5X080Y	28	21	10.2	12	10
F-M6X100Y	32	24	12	12	10
F-M8X125Y	42	32	16	16	14
F-M10X125Y	52	40	20	19	18

Type/Item	E	G	H	I
F-M3X050Y	M3×0.5	9	3	3
F-M4X070Y	M4×0.7	11.5	4	4
F-M5X080Y	M5×0.8	15.5	6.5	5
F-M6X100Y	M6×1.0	16	6	6
F-M8X125Y	M8×1.25	21	8	8
F-M10X125Y	M10×1.25	25	10	10

Others



Type/Item	NA	NC	ND	NP	NQ
F-M12X125Y	25.4	12	48	24	62
F-M16X150Y	32	16	64	32	80
F-M20X150Y	44.4	20	80	40	102
F-M27X200Y	54	30	110	55	139
F-M36X200Y	70	35	144	73	179
F-M42X200Y	85	40	168	86	211

Type/Item	NM	NH	PA	PB
F-M12X125Y	12	M12×1.2	32.4	26.2
F-M16X150Y	16	M16×1.5	39	32.8
F-M20X150Y	20	M20×1.5	53.4	45.2
F-M27X200Y	30	M27×2.0	64.2	54.8
F-M36X200Y	35	M36×2.0	80.2	70.8
F-M42X200Y	40	M42×2.0	115	93